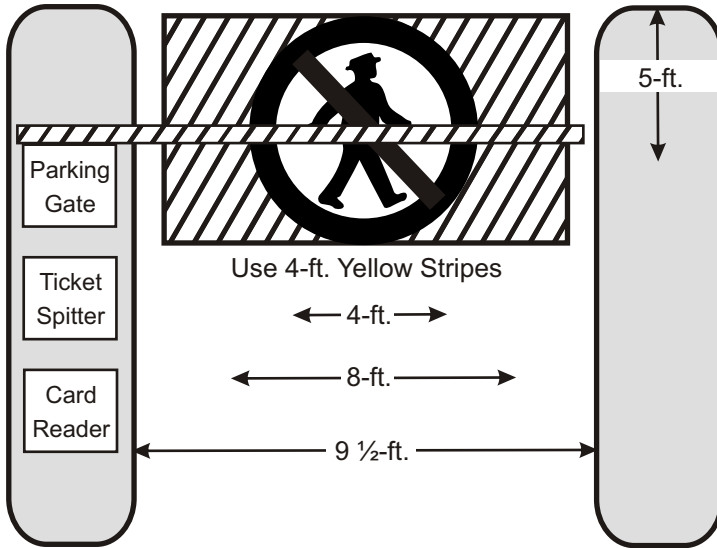


## Safety First!



People's lives and property depend on the safe installation and maintenance of your control equipment. Listed below are some important safety insertions and precautions which you should follow when working on any Federal APD equipment. Failure to follow all safety precautions and instructions can result in serious injury or property damage. Refer to specific operational manuals and warning notices before beginning any installation, maintenance or service work.

- Always select brilliant equipment colors which are visible to your patrons.
- Always make sure that warning labels provided by the factory are replaced if removed.
- Make certain that appropriate sidewalks are provided for pedestrians either entering or exiting the facility. Under no circumstances should pedestrians be forced to cross traffic lanes.
- Frequently inspect equipment to be sure it is operating properly. Have your equipment checked a minimum of twice a year.

## SAFETY NOTICE

Any activity in relation to entrance and exit lanes should be monitored to ensure against accidental

## Safety Hints

- Use vibrant colors on all parking control equipment at entrance and exit lanes.
- Provide proper signage, sufficiently sized and legible, both on the roadway and posts.
- Maintain manufacture warning stickers on gates, gate arms, overhead grills, swing/slide gates, and other equipment
- Install "safety edges" on gate arms and encourage the use of other safety devices, such as buzzers or flashing lights
- Always recommend sidewalks parallel to entrance and exit lanes
- Frequently inspect equipment to be sure it is operating properly
- Ensure that preventative maintenance is performed on a regularly scheduled basis

lowering or raising of gates, or the manipulation of equipment, so as to prevent injury of pedestrians, maintenance personnel, persons on bicycles or motorcycles. Take special care when commanding any equipment action from a centralized control station, especially when the equipment is not in your line of vision!

## USE PICTOGRAMS

Federal APD strongly recommends that you use universally identifiable pictograms in all entrance/exit lanes, roadways, posts and walls. It is especially recommended that a "No Pedestrian" pictogram be painted on the roadway immediately adjacent to a parking barrier gate (see illustration above). Pictograms depicting "No Motorcycles," "No Wheelchairs," "No Bicycles," and "No Trucks" and also recommended.

## SAFETY IS GOOD BUSINESS

As a parking professional, it's important to be aware of the potential liabilities which may arise in normal parking operations. Adapting a Safety First! attitude will certainly provide your business and your patron with a safer environment.

After all, safety is good business!

### RECOMMENDATIONS

Post warning signs at all traffic lanes identifying potential risk factors to users. Parking barrier gates were designed to control automobile traffic only: not pedestrian, wheelchair, motorcycle, bicycle, or other traffic.



No Pedestrians



No Wheelchairs



No Motorcycles


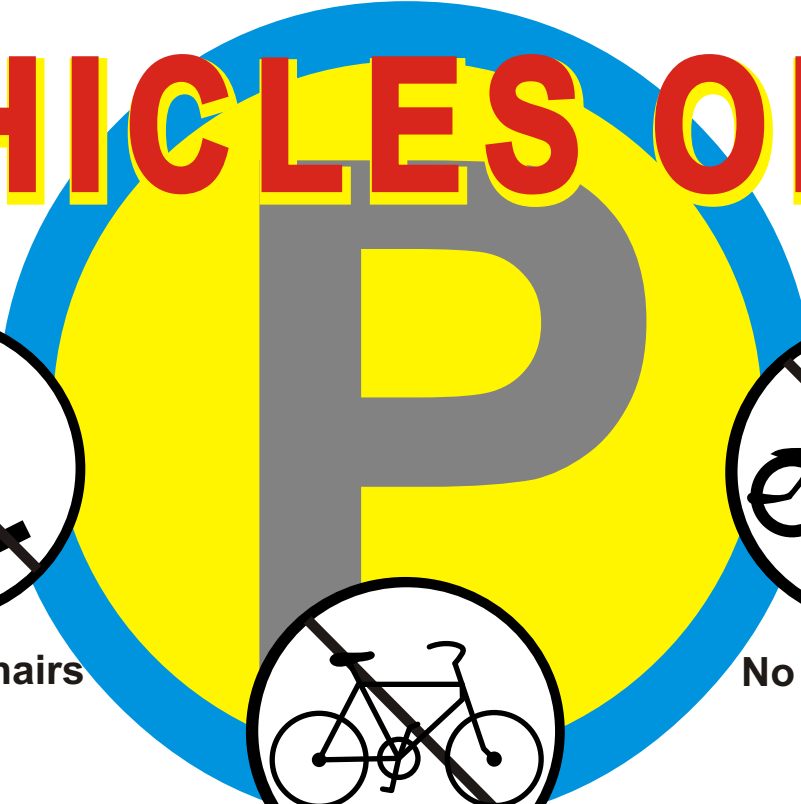


No Bicycles



No Trucks

# PASSENGER VEHICLES ONLY



No Wheelchairs



No Motorcycles



No Bicycles



No Trucks



No Pedestrains

**RECOMMENDATIONS**

Post warning signs at all traffic lanes identifying potential risk factors to users. Parking barrier gates were designed to control automobile traffic only: not pedestrian, wheelchair, motorcycle, bicycle, or other traffic.